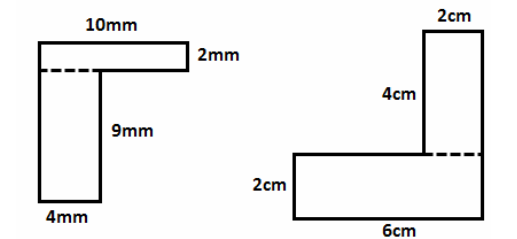
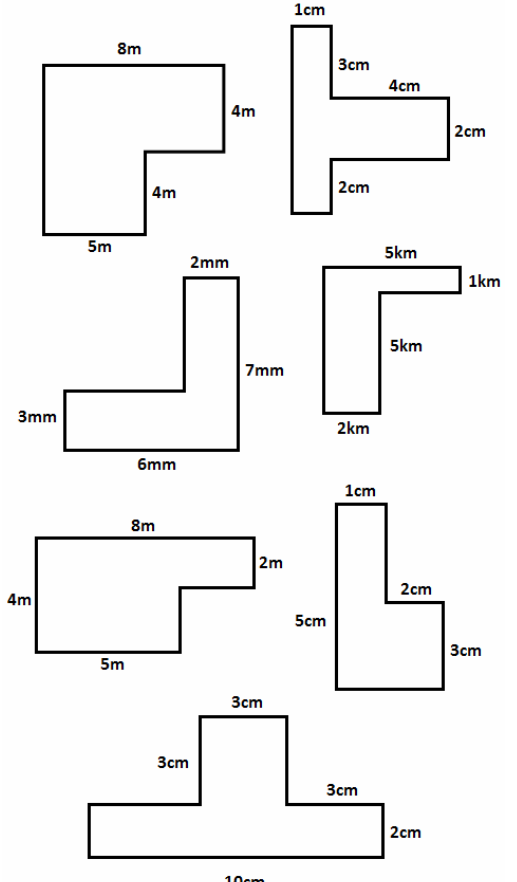


Area and Perimeter of Composite Shapes

By splitting the shapes below into two rectangles, find (i) The area and (ii) The perimeter of each composite shape. Make sure your answer has the correct units! They are NOT drawn to scale



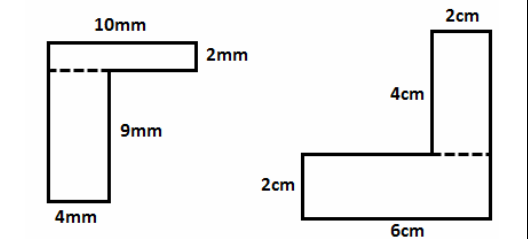
Find (i) The area and (ii) The perimeter of the composite shapes below.



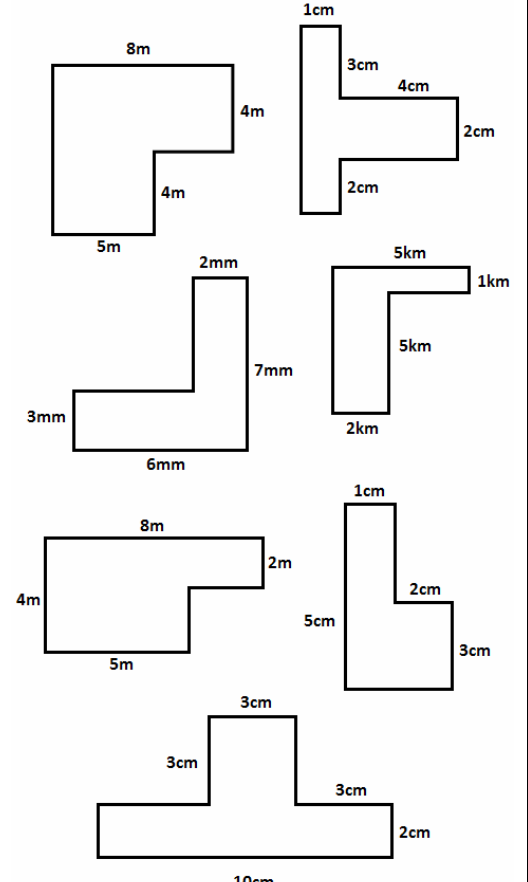
3 squares are put end to end. The length of the side of each square if 6cm. Find the perimeter of the new shape. (Drawing it may help).

Area and Perimeter of Composite Shapes

By splitting the shapes below into two rectangles, find (i) The area and (ii) The perimeter of each composite shape. Make sure your answer has the correct units! They are NOT drawn to scale



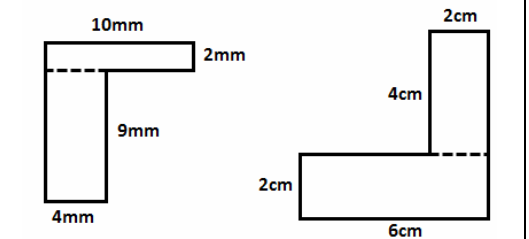
Find (i) The area and (ii) The perimeter of the composite shapes below.



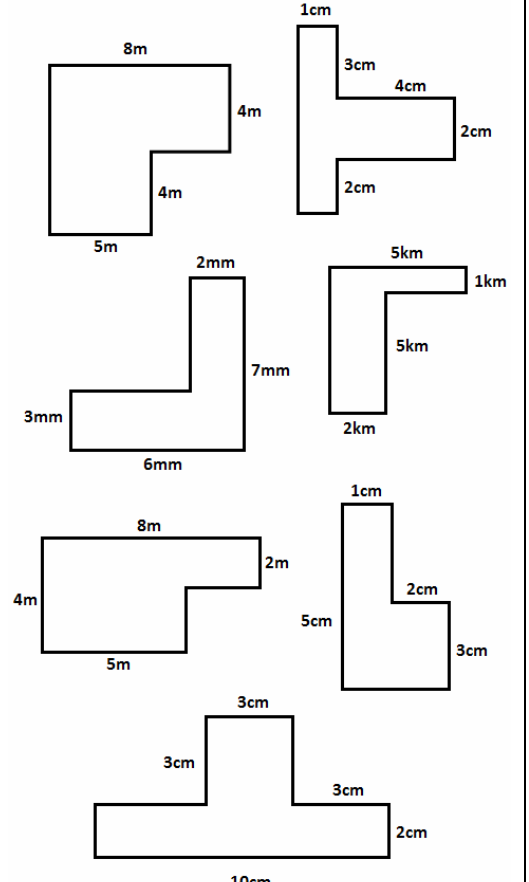
3 squares are put end to end. The length of the side of each square if 6cm. Find the perimeter of the new shape. (Drawing it may help).

Area and Perimeter of Composite Shapes

By splitting the shapes below into two rectangles, find (i) The area and (ii) The perimeter of each composite shape. Make sure your answer has the correct units! They are NOT drawn to scale



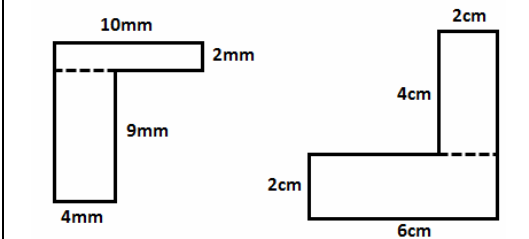
Find (i) The area and (ii) The perimeter of the composite shapes below.



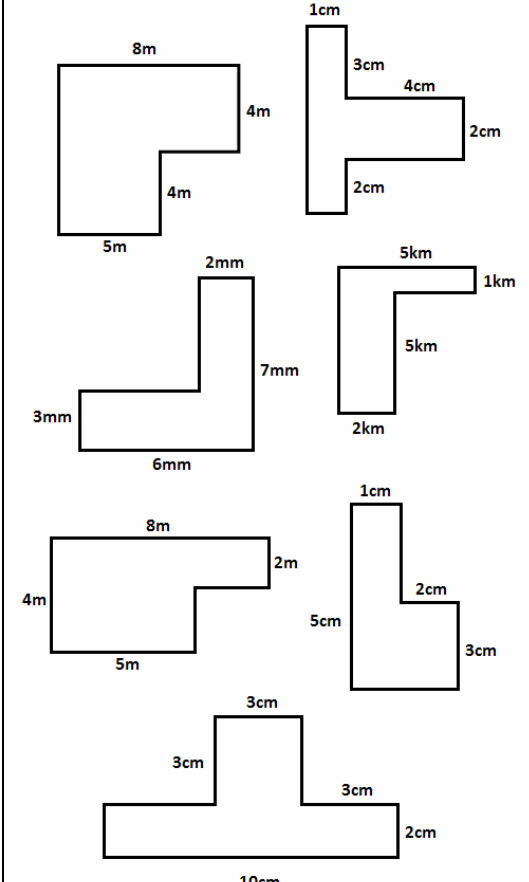
3 squares are put end to end. The length of the side of each square if 6cm. Find the perimeter of the new shape. (Drawing it may help).

Area and Perimeter of Composite Shapes

By splitting the shapes below into two rectangles, find (i) The area and (ii) The perimeter of each composite shape. Make sure your answer has the correct units! They are NOT drawn to scale



Find (i) The area and (ii) The perimeter of the composite shapes below.



3 squares are put end to end. The length of the side of each square if 6cm. Find the perimeter of the new shape. (Drawing it may help).